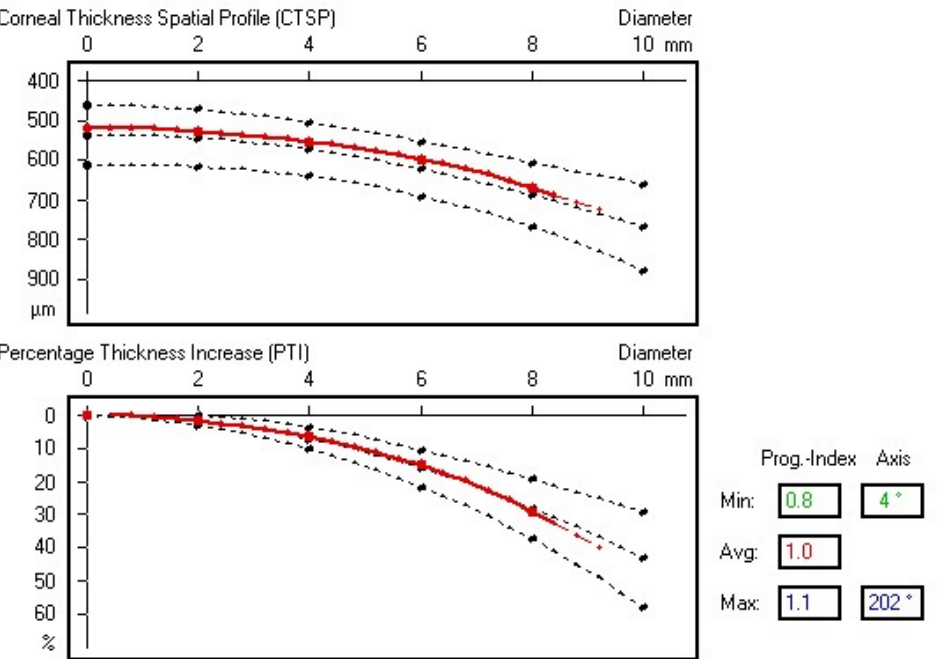


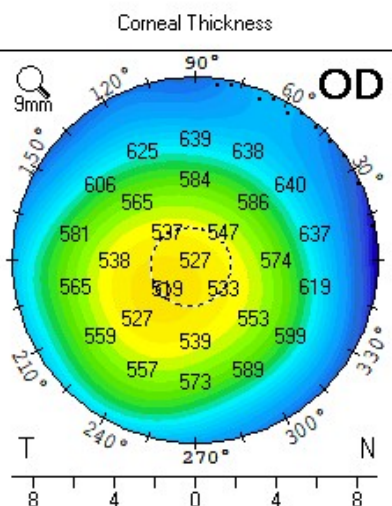
OCULUS - PENTACAM Show 2 Exams Pachymetric

Name: AYALA VELOZA, MILTON EDUARDO ID: 1032421202 Date of Birth: 06/03/1985

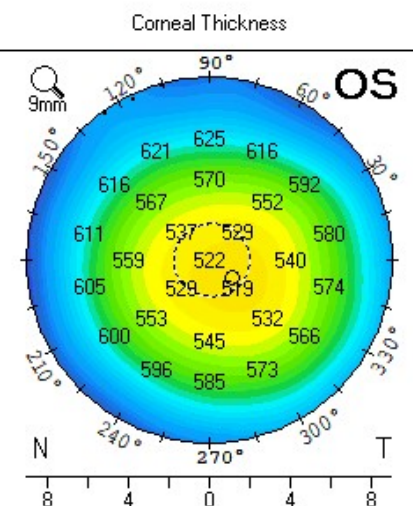
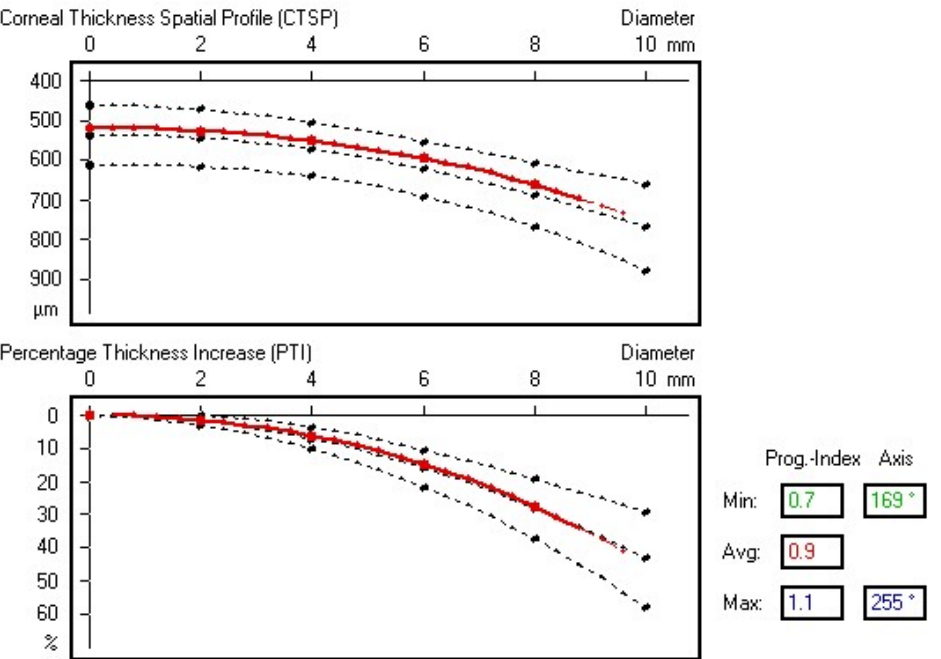
A: A: 07/06/2025 11:03:29 Right (25) 3D-Scan HR



	Pachy:	x[mm]	y[mm]
Pupil Center:	+ 525 μm	-0.11	-0.16
Pachy Vertex N.:	527 μm	0.00	0.00
Thinnest Locat.:	519 μm	-0.79	-0.72
Cornea Volume:	56.7 mm ³	HWTW:	11.4 mm
Chamber Volume:	213 mm ³	Angle:	47.0°
A. C. Depth (Int.):	3.13 mm	Pupil Dia:	1.96 mm
IOP(Sum):		Lens Th.:	
Axial Length:		SNR(Ax.Ler	



B: B: 07/06/2025 11:04:30 Left (25) 3D-Scan HR



	Pachy:	x[mm]	y[mm]
Pupil Center:	+ 522 μm	+0.05	0.00
Pachy Vertex N.:	522 μm	0.00	0.00
Thinnest Locat.:	519 μm	+0.58	-0.45
Cornea Volume:	56.6 mm ³	HWTW:	11.5 mm
Chamber Volume:	199 mm ³	Angle:	42.2°
A. C. Depth (Int.):	3.04 mm	Pupil Dia:	1.83 mm
IOP(Sum):		Lens Th.:	
Axial Length:		SNR(Ax.Ler	